

Montenegro

Women Entrepreneurship

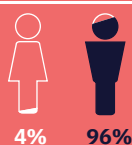
Demographics



50.59% 49.41%

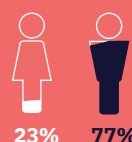
Women constituted **50.59%** of the economy's population as at 1st January 2022. 60.15% of university graduates in 2020 and 59.22% in 2021 were young women.

Women-led Entities




- Out of all the legal entities contributing to Montenegro's GDP, **23.7 % had a woman owner or administrator in 2021.**
- 31.34 % of entrepreneurs – natural person registered in economic activity were women in 2021. Total number of new legal entities in 2021 increased by 6.5 % in comparison to 2020. There is no data available related to women's shares.
- Only 4 % of women own real estate and 8 % of land, almost 15 % of women are registered as farm owners.

Women-led Enterprises



- **Women entrepreneurs run about 23 % of micro, small and medium enterprises (MSMEs) in 2021 and in 2022 .**
- The best year for women entrepreneurship was 2018 when the share of women administrators in active enterprises across the economy was at 28%.
- The average share of women entrepreneurs (natural persons registered in economic activity) in the last five years was 30.86%



Legal forms

The largest share of women in business in Montenegro was observed in the legal form of **natural persons with 31.9% of the total**, followed by legal persons with a respective share of 23.7% and farms 14.5% as at the end of 2021.



Size of Enterprise

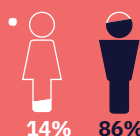
In 2021, **99.1% of companies were small companies with less than 50 employees**, which is only 0.2 percent points less than in 2020. The number of medium-size (50 to 250 employees) and large companies (over 250 employees) is very low and those companies are large trade chains, banks, public utility companies, and similar, but women are not owners of any of them.



Activities (Top Industries)

Generally, majority of all companies in Montenegro in 2021 were registered in **service sector**, which is where women typically start their business in: trade, crafts, intellectual services, etc.

Women in Agriculture




In the Register of agricultural farms in Montenegro, out of 16,803 farmers in 2021, there are 1683 women, somewhat **above 14 % of women in agriculture .**




Women in self-employment by gender of owner/administrator 2018-2021




Active entities and share of those with women owner/manager (%) by year, 2018-2021



Active entities by gender of owner/administrator (%) 2021



Women in Agriculture by year, 2018-2021



Source: The data in this infographic have been accessed from:

1. Statistical Office of Montenegro – MONSTAT
2. Tax and Custom Administration of Montenegro
3. Ministry of Agriculture of Montenegro